




STANDARD COLOR SELECTIONS




Berber Beige




Creme




Almond Sand




Chamois




Tumbleweed




Saddle




Sandalwood




Egg




Apricot Tan




Taupe



Beach Sand




Pebble Sand




Victorian




Red Earth




Tuscan Sunset




Oak Buff




Adobe




Sage




Taupe Gray




Salmon




Bufftone




Cool Gray




Peach




Sea Mist




Driftwood




Tweedy




Brush



Baked Clay



English Fog



Pearl Gray

Texture Finish Options




Worm Trowel



Hopper Texture



Skip Trowel



Fine Trowel

All colors shown here are a printed version of the intended color and will not necessarily match the actual color. Color and finish are affected by texture, lighting and application methods. Final color selection should be made from a suitable sample produced by the applicator.